

INTRODUCING THE DELSAMAX™ SERIES

LESS WAITING. MORE DISCOVERY.



Characterized
by ingenuity

**BECKMAN
COULTER**
Life Sciences

PARTICLE CHARACTERIZATION

BREAKTHROUGH INNOVATION.
THEN AND NOW.

The new DelsaMax™ Series offers incredible speed, precision and reliability, allowing for an unprecedented advancement in your nanoparticle research. Each instrument helps you get more insight out of even the smallest samples, faster than ever.


DelsaMax Series

Miniscule samples. Maximized speed. Magnificent results.

The fastest of its kind, the DelsaMax PRO allows simultaneous analysis of both particle size and zeta potential for sample volumes as small as 45 μl , in less than one second. The DelsaMax CORE provides nanosizing of particles even at 1 μL sample volumes—the lowest available today. And the DelsaMax ASSIST optimizes particle preparation

by pressurizing the sample cell to reduce bubbling and interference.

And across all models, DelsaMax software features an intuitive interface with fully customizable autocorrelation analysis and the ability to create robust distributions, overlays, custom user variables, reports and more.



That's why the DelsaMax Series is the perfect addition to an already robust family of sophisticated Particle Characterization solutions from Beckman Coulter—reaching all the way back to more than 50 years ago, when Wallace Coulter created the very

method that established the field. Proof that we always have, and always will be committed to what's most important: improving and accelerating your process.

Rapid sizing and zeta potential analysis

Independent measurement systems allow parallel assessment of size and zeta potential in as little as one second, as well as instant result cross-checking.

Lowest sample volumes available

Dynamic light scattering measurement from 0.4 nm to 10,000 nm, at sample volumes as low as 1 μ L.

More detection, less run time

An unprecedented 32 detectors work simultaneously to make testing faster and increase accuracy.

Sample integrity protection

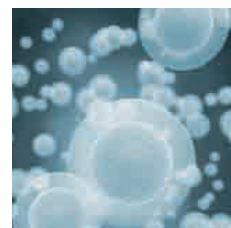
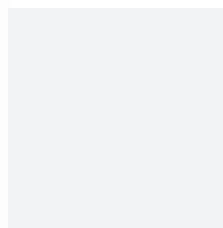
Fast, sensitive measurements ensure accurate zeta potential without risk of sample degradation.

Intuitive software

Edit data points or “flyers” without re-running samples. Easily overlay results to check for consistency and accuracy.

Optimal setup and distribution

Proprietary “normalization” algorithm provides robust distributions. Optimized autocorrelation function selects the particles of interest.



DELSAMAX PRO

Size Range	0.4 to 10,000 nm, hydrodynamic diameter (limited by particle sedimentation)
Molar Mass Range	5x10 ⁷ g/mol (Da) (dependent on molecular shape model)
Temperature Range	4° C to 70° C
Minimum Sample Volume	45 µL
Minimum Measurement Time	1 second
Zeta Potential Measurement	
Minimum Sample Volume	170 µL, excluding tubing
Ionic Strength Range	0 to 50 mS/cm (4 times the conductivity of physiological saline)
Mobility Range	No practical limit
Mobility Size Range	2 nm to 15 µm diameter
Mobility Sensitivity	1 mg/mL Lysozyme
Minimum Measurement Time	1 second

DELSAMAX CORE

Size Measurement	
Dynamic Light Scattering Range (Diameter-nm)	0.4 to 10,000 nm
Static Scattering Molecular Weight Range	300 to 10 ⁶ Da (concentration dependent)
Minimum Sensitivity	0.1 mg/mL Lysozyme
Scattering Angle	90°
Minimum Sample Volume	1.25 µl standard cuvette, 4 µl disposable cuvette
Correlator	512 channels (100 nsec sampling time in a multi-tau layout)
Data Acquisition Time	1 to 3,600 seconds
Minimum Measurement Time	1 second
Temperature Range	-15° C to 150° C (Quartz Cuvette) / -15° C to 80° C (Disposable)

To learn more about the new DelsaMax Series, visit www.delsamax.com



Beckman Coulter, the stylized logo, DelsaMax, DelsaMax PRO, DelsaMax CORE, DelsaMax ASSIST, and DelsaMax Analyzer are trademarks of Beckman Coulter, Inc. and are registered with the USPTO.

For Beckman Coulter's worldwide office locations and phone numbers, please visit "Contact Us" at www.beckmancoulter.com

B2013-14031

© 2013 Beckman Coulter, Inc.

PRINTED IN U.S.A.